

**QUICKLIFT**



**CRANES  
FORKLIFTS  
TRANSPORT**

**WE LIFT ANYTHING! 5831 2171**

# KOBELCO RK70M-2



2.76m

1.0m

2.0m

5.9m

# KOBELCO RK70

## RATED CRANE LOAD TABLE (1) WITH USE OF OUTRIGGER

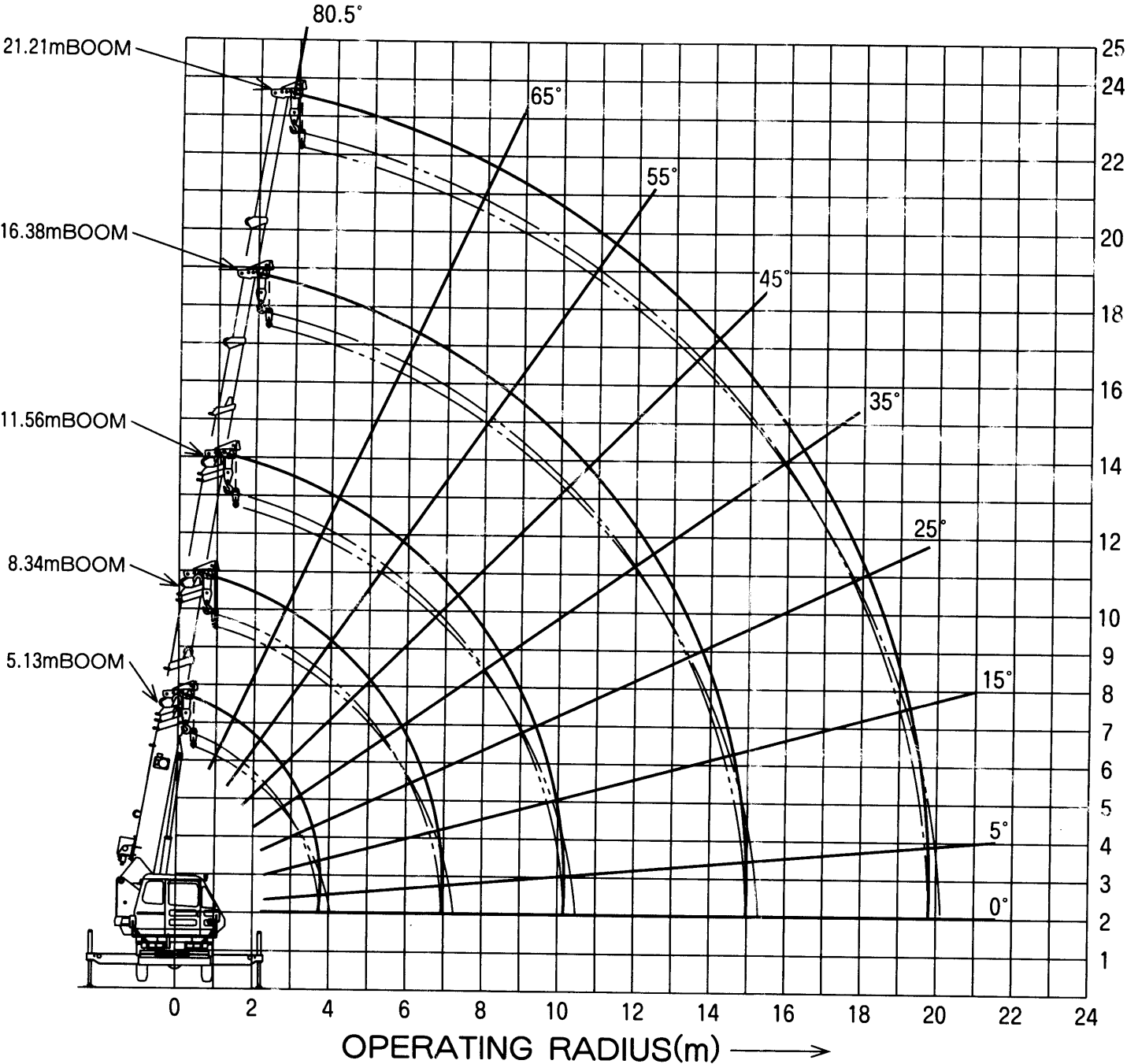
UNIT : tons

OPERATING RADIUS (m)	OUTRIGGERS MAXIMUM EXTENDED (IN ALL 360° WORK AREA)					OUTRIGGERS EXTENDED TO MID-POINT (3.6M) (OVER SIDE)					OUTRIGGERS EXTENDED TO MID-POINT (2.7M) (OVER SIDE)					OUTRIGGERS MINIMUM EXTENDED (OVER SIDE)					OPERATING RADIUS (m)
	5.13m BOOM	8.35m BOOM	11.56m BOOM	16.38m BOOM	21.21m BOOM	5.13m BOOM	8.35m BOOM	11.56m BOOM	16.38m BOOM	21.21m BOOM	5.13m BOOM	8.35m BOOM	11.56m BOOM	16.38m BOOM	21.21m BOOM	5.13m BOOM	8.35m BOOM	11.56m BOOM	16.38m BOOM	21.21m BOOM	
1.0	7.00	4.90				7.00	4.90				7.00	4.90				7.00	4.90				1.0
1.5	7.00	4.90	4.90			7.00	4.90	4.90			7.00	4.90	4.90			7.00	4.90	4.90			1.5
2.0	7.00	4.90	4.90			7.00	4.90	4.90			7.00	4.90	4.90			5.40	4.90	4.90			2.0
2.5	7.00	4.90	4.90	3.90		7.00	4.90	4.90	3.90		7.00	4.90	4.90	3.90		3.54	3.27	3.25	2.10		2.5
3.0	6.10	4.90	4.90	3.90	2.00	6.10	4.90	4.90	3.90	2.00	6.10	4.90	4.10	3.90	2.00	2.60	2.40	2.35	2.10	1.40	3.0
3.5	5.30	4.90	4.90	3.90	2.00	5.30	4.90	4.90	3.90	2.00	4.40	4.07	3.60	3.90	2.00	2.01	1.81	1.80	2.10	1.40	3.5
4.0	4.90	4.50	4.50	3.60	2.00	4.90	4.50	4.50	3.60	2.00	4.20	3.26	2.98	3.60	2.00	1.81	1.38	1.35	1.67	1.40	4.0
4.5	(3.7m)	3.85	3.87	3.30	2.00	(3.7m)	3.85	3.87	3.30	2.00	(3.7m)	2.63	2.40	2.90	2.00	(3.7m)	1.10	1.05	1.35	1.40	4.5
5.0		3.33	3.37	3.05	2.00		3.33	3.37	3.05	2.00		2.10	1.98	2.43	2.00		0.87	0.85	1.08	1.22	5.0
5.5		2.95	2.97	2.82	1.85		2.85	2.97	2.82	1.85		1.71	1.64	2.05	1.85		0.67	0.63	0.85	1.03	5.5
6.0		2.62	2.65	2.56	1.70		2.46	2.52	2.56	1.70		1.40	1.36	1.76	1.70		0.49	0.45	0.67	0.85	6.0
7.0		2.15	2.14	2.15	1.50		1.89	1.87	2.03	1.50		1.07	1.00	1.31	1.30		0.23	0.18	0.40	0.56	7.0
8.0		(6.9m)	1.70	1.84	1.40		(6.9m)	1.40	1.57	1.33		(6.9m)	0.66	0.96	0.97		(6.9m)		0.20	0.36	8.0
9.0			1.40	1.60	1.23			1.02	1.22	1.18			0.41	0.70	0.76					0.20	9.0
10.0			1.20	1.40	1.09			0.78	0.96	1.04			0.23	0.50	0.60					0.10	10.0
11.0			1.16	1.20	0.98			0.76	0.75	0.91			0.21	0.34	0.47						11.0
12.0			(10.2m)	1.02	0.89			(10.2m)	0.57	0.78			(10.2m)	0.21	0.35						12.0
13.0				0.85	0.82				0.44	0.65					0.26						13.0
14.0				0.69	0.75				0.34	0.53					0.17						14.0
15.0				0.55	0.69				0.27	0.42											15.0
16.0					0.59					0.33											16.0
17.0					0.51					0.26											17.0
18.0					0.43					0.19											18.0
19.0					0.36					0.13											19.0
20.0																					20.0
21.0					0.35																21.0
DANGER ANGLE	—	—	—	—	—	—	—	—	—	17°	—	—	—	37°	45°	—	—	47°	57°	59°	DANGER ANGLE



KOBE STEEL, LTD.

# KOBELCO RK70



LIFTING HEIGHT ABOVE GROUND (m) ↑

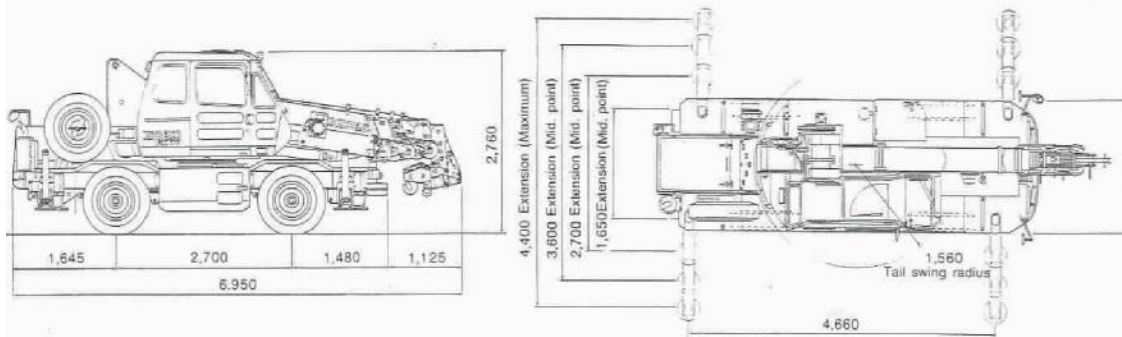


KOBE STEEL, LTD.

# Dimensions

# RK70

Unit: mm



## Exit Width

Unit: mm

Carrier		
<p><b>4-Drive Steering</b></p> <p>to the left      to the right</p> <p>3,263      3,260</p> <p>3,263      3,260</p>	<p><b>2-Drive Steering</b></p> <p>to the left      to the right</p> <p>3,939      3,944</p> <p>3,939      3,944</p>	<p><b>2-Drive Steering (Rear)</b></p> <p>to the left      to the right</p> <p>3,970      3,965</p> <p>3,970      3,965</p>
Carrier with Boom		
<p><b>4-Drive Steering</b></p> <p>to the left      to the right</p> <p>3,413      3,471</p> <p>3,413      3,471</p>	<p><b>2-Drive Steering</b></p> <p>to the left      to the right</p> <p>3,972      4,053</p> <p>3,972      4,053</p>	<p><b>2-Drive Steering (Rear)</b></p> <p>to the left      to the right</p> <p>3,970      3,965</p> <p>3,970      3,965</p>

Note: RK70 can be driven with no boom overhang.

# KOBELCO RK70

## RATED LOAD TABLE(1)WITH USE OF OUTRIGGERS

- 1)LOAD RATINGS DO NOT EXCEED 75% OF TIPPING LOAD WITH MACHINE SET HORIZONTALLY ON FIRM AND LEVEL GROUND. SATISFY SPECIFIED STABILITY OVER FRONT, AND INCLUDE WEIGHT OF HOOK BLOCKS AND OTHER LOAD HANDLING ACCESSORIES.  
RATINGS IN ■■■ AREA ARE BASED ON MACHINE'S STRUCTURAL STRENGTH, AND OTHERS ARE DETERMINED BY MACHINE'S STABILITY.

KIND OF HOOK	7 ton	1.4ton
WEIGHT	76kg	25kg

- 2)SINCE OPERATING RADIUS GIVEN INCLUDES ALLOWANCES FOR LADEN BOOM DEFLECTION , MACHINE MUST BE ALWAYS OPERATED ON BASIS OF ACTUAL OPERATING RADIUS.
- 3)OUTRIGGER MAXIMUM EXTENDED WIDTH IS 4.4 m, AND MID-POINT EXTENDED WIDTHS ARE 3.0 m, AND 2.7m.
- 4)RATINGS IN OVER SIDE VARY ACCORDING TO OUTRIGGER EXTENDED WIDTH CONDITION. THEREFORE, OPERATION MUST BE BASED ON RATING CHART CORRESPONDING TO EACH OUTRIGGER EXTENDED CONDITION.
- 5)WHEN BOOM LENGTH EXCEEDS SPECIFIED LENGTH, OPERATION MUST BE PERFORMED BASING ON SMALLER RATING OF SPECIFIED LENGTH OR RATING FOR NEXT LONGER BOOM LENGTH SHOWN.
- 6)RATINGS WITH AUXILIARY SHEAVE ARE SAME AS RATINGS WITH BOOM LESS 70kg, BUT SHOULD NOT EXCEED 1400Kg.
- 7)FREE FALLING OPERATION SHALL BE ,AS RULE, USED WHEN LOWERING HOOK BLOCK ONLY. WHEN IT IS REQUIRED TO FREE FALL LOAD,LOAD SHOULD NOT EXCEED 1/5 OF RATED LOAD, AND SUDDEN BRAKE MUST BE ABSOLUTELY AVOIDED.

## STANDARD HOOK REEVING

BOOM LENGTH	5.13m	8.35m	11.56m	16.38m
HOOK BLOCK	7ton HOOK	7ton HOOK	7ton HOOK	7ton HOOK
NO.OF PARTS	6	4	4	4

21.21m
7ton HOOK
4

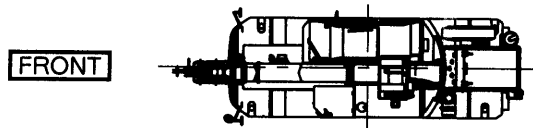
# KOBELCO RK70

## RATED LOAD TABLE(2)WITHOUT USE OF OUTRIGGERS

- 1) LOAD RATINGS ARE APPROVED MAXIMUM LIFTING CAPACITIES WITH SPECIFIED AIR PRESSURE OF TIRES ON FIRM AND LEVEL GROUND, AND INCLUDE WEIGHT OF HOOK BLOCKS AND OTHER LOAD HANDLING ACCESSORIES.

KIND OF HOOK	7.0 ton	1.4 ton
WEIGHT	76kg	25kg

- 2) SINCE OPERATING RADIUS GIVEN INCLUDES ALLOWANCES FOR LADEN BOOM DEFLECTION, MACHINE MUST BE ALWAYS OPERATED ON BASIS OF ACTUAL OPERATING RADIUS.
- 3) LIFTING OVER SIDE IS NOT APPROVED. LIFTING OVER FRONT ONLY IS APPROVED.



- 4) DO NOT PERFORM OPERATION WITH BOOM AND FREE FALLING OPERATION.
- 5) STATIONARY LIFTING MUST BE OPERATED WITH PARKING BRAKE (AND AUXILIARY BRAKE FOR WORK) APPLIED.
- 6) PICKING AND CARRYING OPERATION MUST BE PERFORMED WITH HIGH/LOW SELECTOR SWITCH PLACED IN ON (LOW RANGE) POSITION.
- 7) WHEN PICKING AND CARRYING LOAD, HOLD LOAD NEAR GROUND, AND TRAVEL AT SPEED LESS THAN 2km/h NOT TO ALLOW LOAD TO SWING. ESPECIALLY BE CAREFUL FOR CORNERING. SUDDEN START AND SUDDEN STOP.
- 8) DO NOT PERFORM CRANE OPERATION WHILE TRAVELING WITH LOAD SUSPENDED.

	LIFTING OVER FRONT ONLY
BOOM LENGTH	5.13m~8.35m
OPERATING RADIUS	~5.0m
RATED LOAD	1.0t

### TIRE AIR PRESSURE IN kg/cm<sup>2</sup>

TIRE SIZE	FR.WHEEL	RE.WHEEL
10.00-20-14PR	6.75	6.75
10.00R20-14PR	7.25	7.25
275/80R22.5	8.25	8.25
13/80R20	6.00	6.00

 **KOBE STEEL, LTD.**